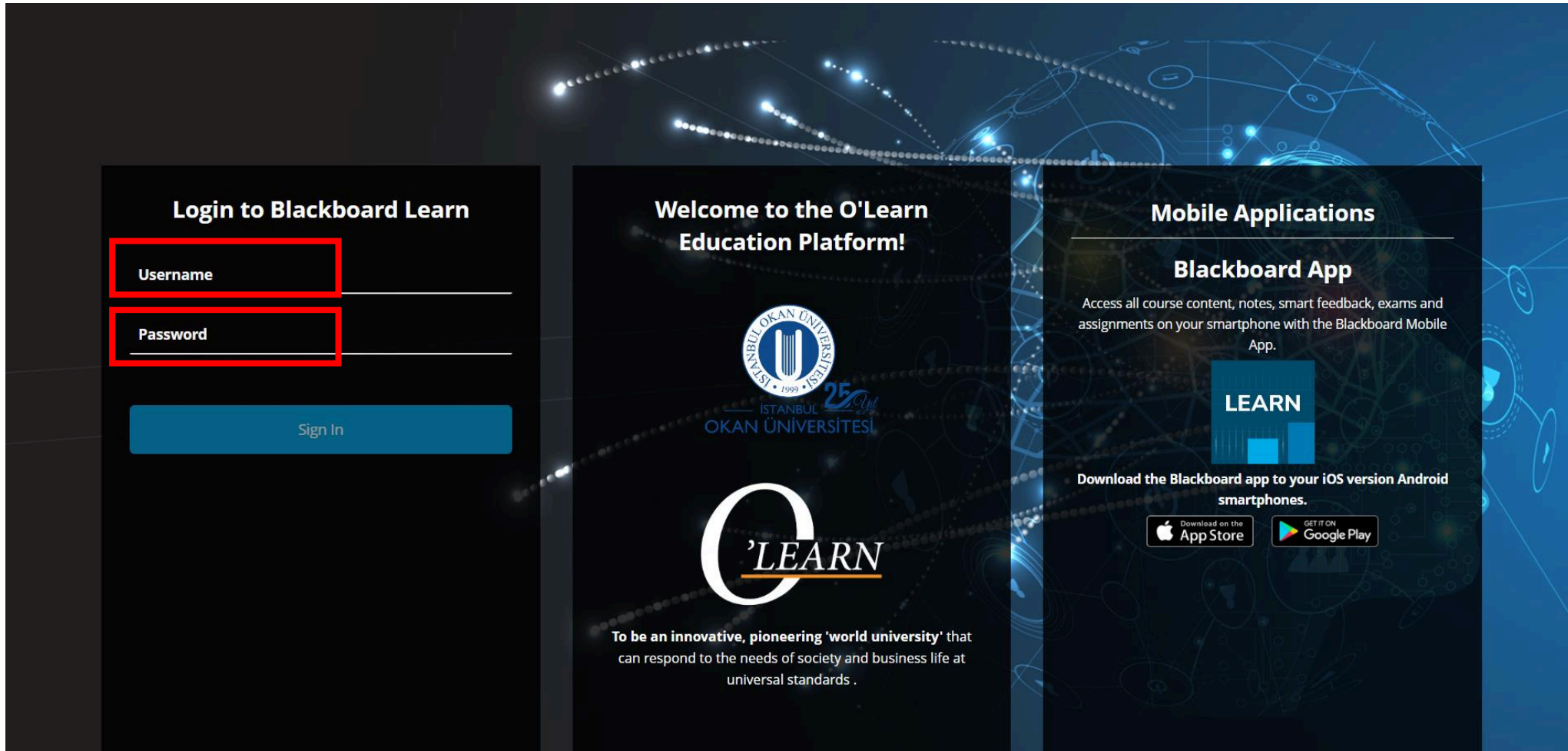


# ISTANBUL OKAN UNIVERSITY USER GUIDE FOR INSTRUCTORS


How to Generate an Image?





Log in using the Chrome, Microsoft Edge browser.


Access the platform at <https://olearn.okan.edu.tr/>


Log in to the O'Learn platform with your OIS (Student Information System) username and password.





 Institution Page


 I


 Activity Stream


 Courses


 Calendar


 Messages

 Grades

 Assist

 Tools

 Admin

 Sign Out

2022-2023 - Fall - Lisansüstü Eğitim Enstitüsü

2021-2022-SBE

LİSANSÜSTÜ EĞİTİM ENSTİTÜSÜ

Original Course View

Private | [Multiple Instructors](#) | More info ▼

☆ ...

Others

collabtest1

Collab Test 1

Original Course View

Open | [Multiple Instructors](#) | More info ▼

☆ ...

2023-2024-TEST

TEST COURSE

Original Course View

Open | NISA KUCUK | More info ▼

☆ ...

2023-2024-1-ultra

ULTRA KURS

Open | [Multiple Instructors](#) | More info ▼

☆ ...

Log in to the course from the courses link.

2023-2024-1-ultra




# ULTRA KURS









Course Settings [OPEN](#)


Content Calendar Announcements Discussions Gradebook <sup>1</sup> Messages Analytics Groups Achievements


Student Preview



## Course Content


  



-  Create
-  Auto-Generate Modules
-  Copy Content
-  Upload
-  Cloud Storage
-  Content Market (+3)
-  Content Collection
-  Learning Object Repository


 Hidden from students ▾  
Due date: 7/12/25, 11:59 PM (UTC+3)





 Yeni Belge: 30.06.2025  
 Hidden from students ▾





 Yeni Belge: 30.06.2025  
 Hidden from students ▾




### Course Faculty


 INSTRUCTOR 


 INSTRUCTOR 


[Show more](#)


### Details & Actions


 Roster  
[View everyone in your course](#)


 Course Image  
[Edit display settings](#)

 Attendance  
[Mark attendance](#)

 Books & Tools  
[View course & institution tools](#)

 Question Banks  
[Manage banks](#)

 Class  
[Launch Class](#)



Click the **Create** option in the marked area.

2023-2024-1-ultra

ULTRA KURS

ContentCalendarAnnouncementsDiscussions (2)Gradebook (1)MessagesAnalyticsGroupsAchievements

Course Content

+

⋮

Exploring Future Aspirations

Visible to students

As you think about your future career aspirations, create a vision board using a series of photographs, drawings, or collages that represent your goals and the steps you need to take to achieve them. Take time to explain each component of your vision board in your journal entry. Additionally, include a mock scenario where you envision yourself in your ideal job five years from now. Describe a typical day in that role, the tasks you perform, and the impact you hope to have. This will be a creative outlet to synthesize your dreams with actionable steps, so complete this entry monthly to track your evolving aspirations.

+

⋮

Current Trends in AI-Enhanced Learning

Visible to students

Delve into the current trends of AI applications in educational settings. This week focuses on different AI technologies being utilized, such as personalized learning systems, intelligent tutoring systems, and data-driven decision-making tools. We will analyze successful case studies showcasing how schools and institutions leverage these technologies to improve student engagement and learning outcomes. Through examples, learners will recognize the evolving landscape of education shaped by AI.

+

⋮

The Role of Artificial Intelligence in Education

Visible to students

Explore what artificial intelligence (AI) means in the realm of education. This week, we will cover how AI can enhance the learning experience for both students and educators. We will discuss various AI tools currently in use, the potential benefits they bring, and the challenges that might arise from integrating AI technology into teaching practices. By understanding AI's role, students will be better prepared to adapt to future educational environments that increasingly rely on AI capabilities.

Students progress through the module in order

×

Learning module

Folder

Document

Link

Teaching tools with LTI connection

SCORM package

Assessment

Test

Assignment

Form

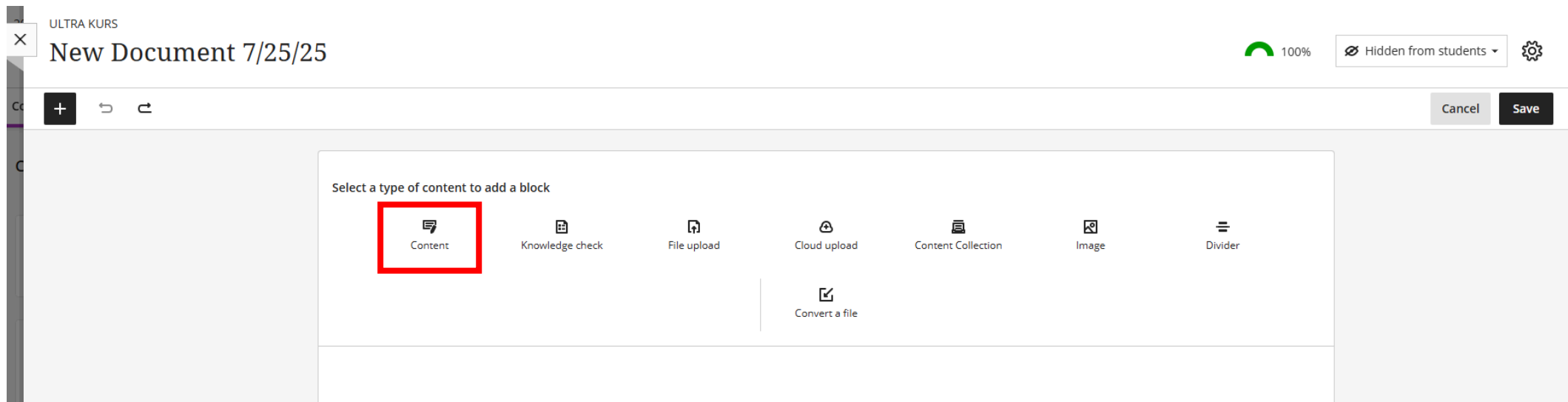
Participation and Engagement

Discussion

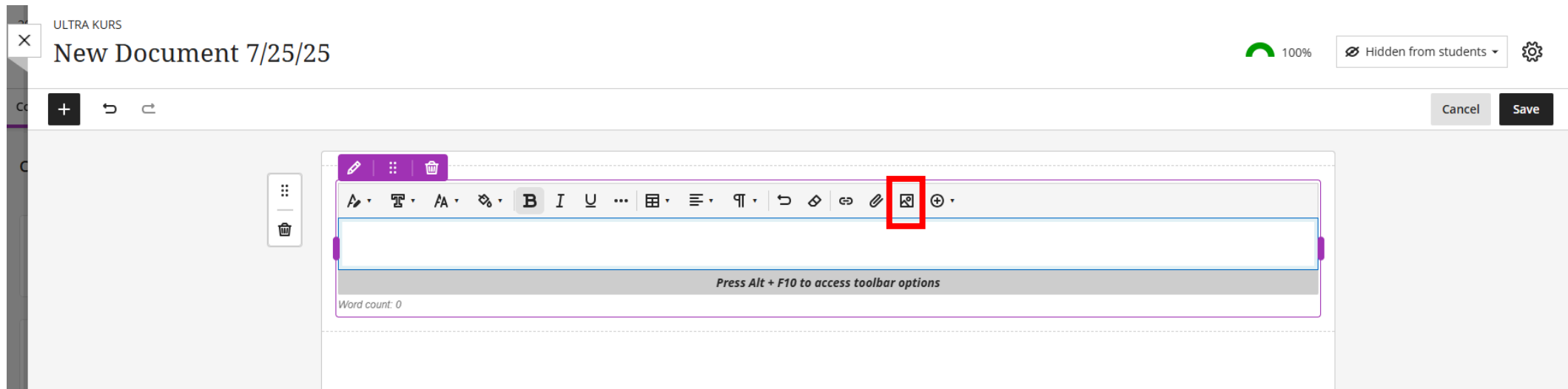
Journal

?

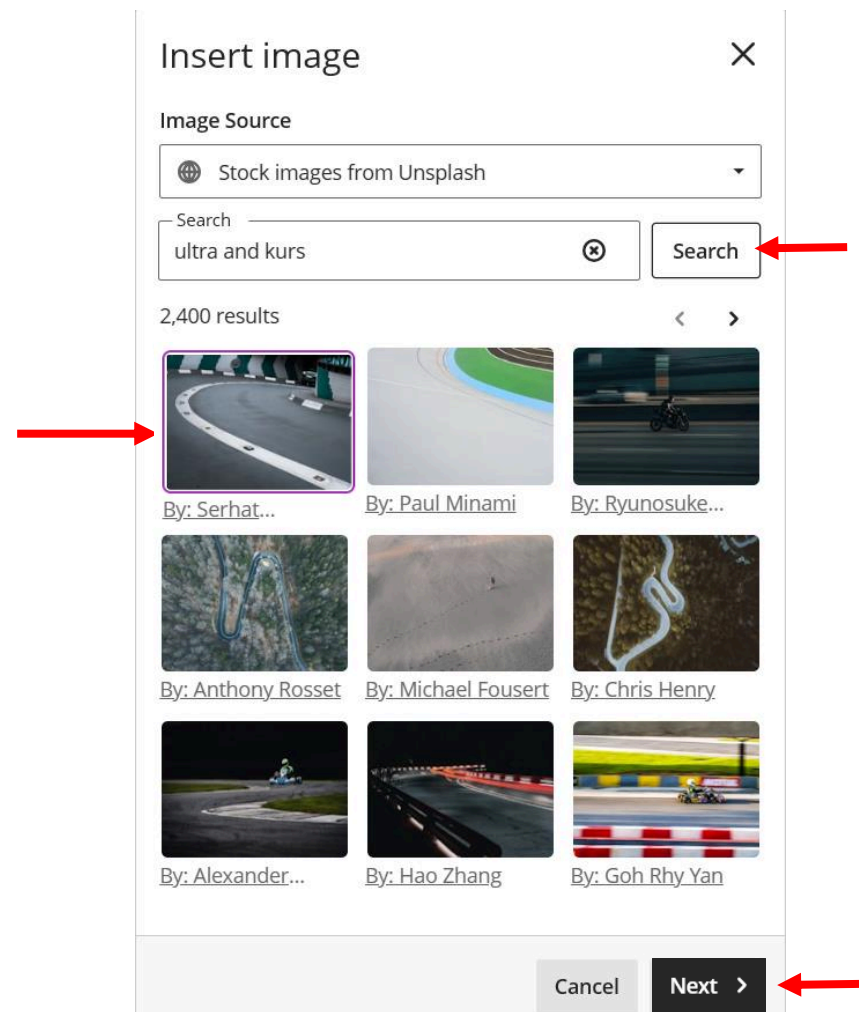
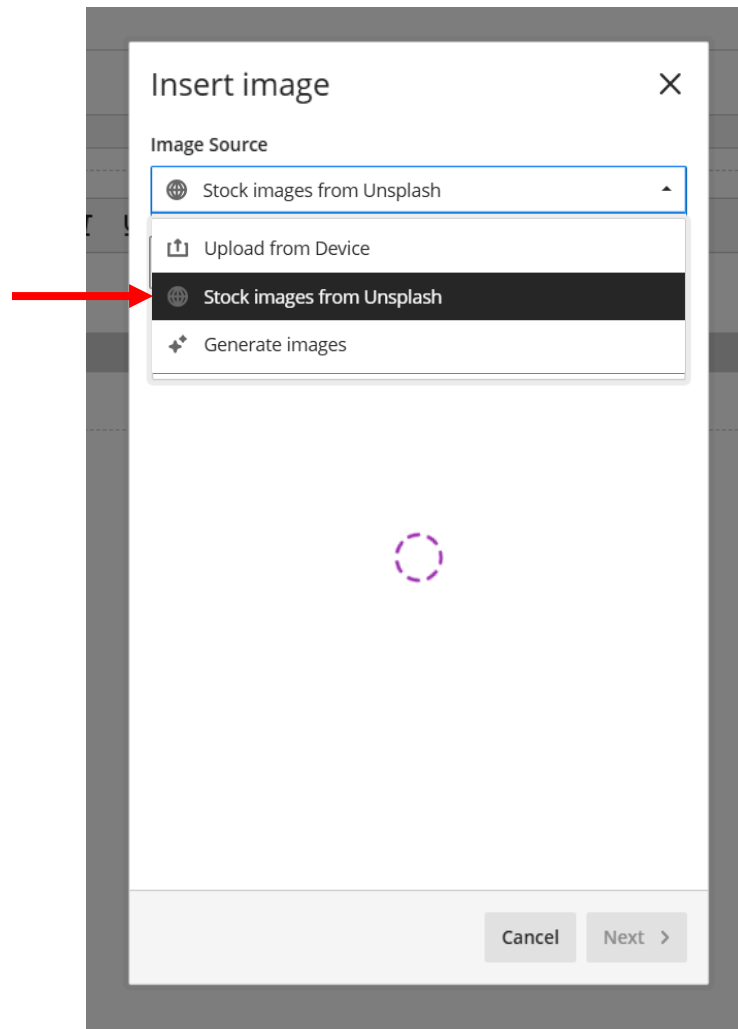
In the window that opens, click the **Document** option.



Click on the **Content** area.



Click the **image** icon.



From the Image Source dropdown menu, select **Stock Images from Unsplash**.

On the screen that appears: Enter a keyword related to the image you want to add in the **Search** field.

Click the **Search** button.

Select the desired image from the search results.


To continue, click the **Next** button at the bottom right.

Insert image

×

Aspect Ratio

Original



Click and drag, or use the arrow keys, to reposition your image

< Back

Cancel

Next >

Edit File Options

×

\* Display Name

ultra-and-kurs.jpg

File Options

☒ View and download

☐ View only

☐ Download only

Accessibility

An image description makes it easier to connect the image to its context and allows people with visual impairments to perceive the image. [Learn how to describe an image.](#)

Alternative text

several white cars traveling on winding road across the woods

☐ Mark the image as decorative

Cancel

Save

Adjust the settings on the **next** page and click **Save**.

2023-2024-1-ultra

**ULTRA KURS**

Course Settings [OPEN](#)

**Content** Calendar Announcements Discussions (2) Gradebook (2) Messages Analytics Groups Achievements

Student Preview

Course Content

**ULTRA KURS NEWS**  
Visible to students ▾

Course Faculty

INSTRUCTOR

INSTRUCTOR


ULTRA KURS

**ULTRA KURS NEWS**

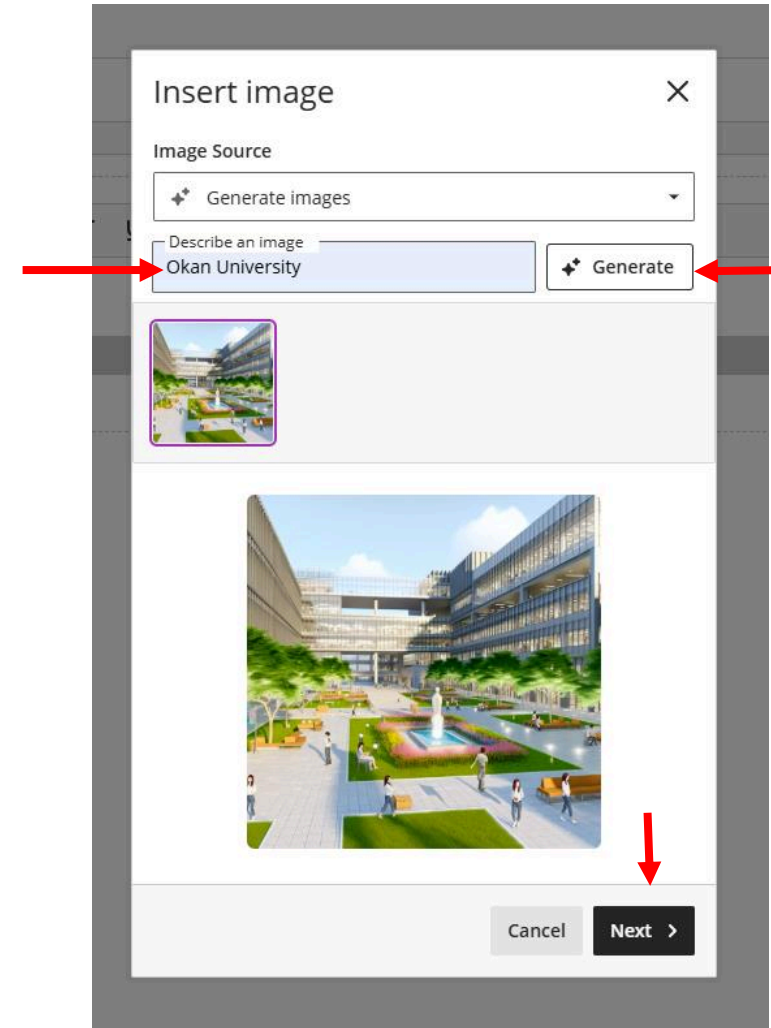
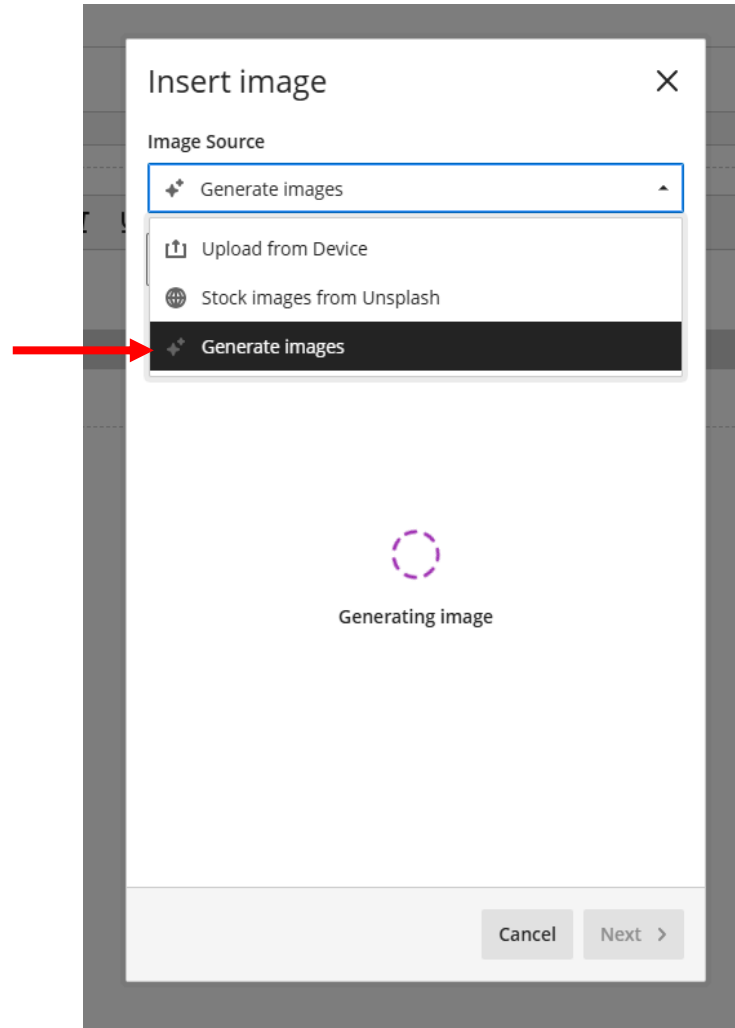
Visible to students ▾

Content Student Progress

Print Edit content



The image will appear in the **Content** area.



Enter the image description in the relevant field and click the **Generate** button.

Click the **Next** button to add the generated image.

**Edit File Options** [X]

\* Display Name

image.jpg

---

**File Options**

☒ View and download

☐ View only

☐ Download only

---

**Accessibility**

An image description makes it easier to connect the image to its context and allows people with visual impairments to perceive the image. [Learn how to describe an image.](#)

**Alternative text**

image.jpg

☐ Mark the image as decorative

Cancel Save

Adjust the settings on the next page and click **Save**.

2023-2024-1-ultra

ULTRA KURS

Course Settings

OPEN

Content

Calendar

Announcements

Discussions

Gradebook

Messages

Analytics

Groups

Achievements

Student Preview

Course Content

Okun University

Visible to students

Course Faculty

INSTRUCTOR

INSTRUCTOR

ULTRA KURS

Okun University


Visible to students

Print

Edit content

Content

Student Progress



The image will appear in the **Content** area.

ULTRA KURS

Okun University

Content **Student Progress**

Progress Summary

0 Marked complete | 1 Started | 2 Unopened

1 Started

3 Students in total

Search by student name

Progress Status: All

Message

<input type="checkbox"/>	Student Name ↑	Progress Status ⇅
<input type="checkbox"/>	KÜBRA	Unopened
<input type="checkbox"/>	Sanat ı	Started 7/25/25, 4:27 PM
<input type="checkbox"/>	ayse yıldız	Unopened

< Page 1 of 1 >

You can view students' activities related to the image in the **Student Progress** section.

## OUR REFERENCES

- [AI Design Assistant](#)
- [AI Policy Framework](#)
- [Trustworthy AI Approach](#)